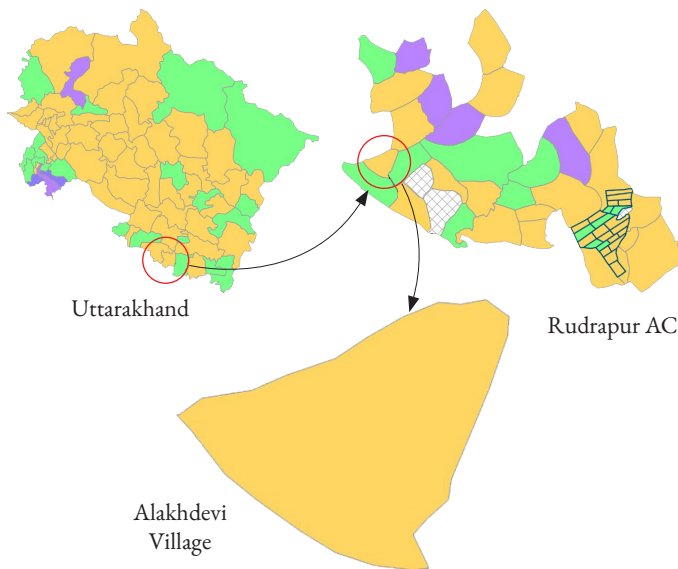


Electoral and Demographic Analysis of Alakhdevi Village, Uttarakhand

Alakhdevi village presents an interesting micro-level case for examining electoral behaviour within the broader political landscape of Uttarakhand. According to the Census of India 2011, the village had a population of 1,873 persons distributed across 366 households. The literacy rate of the village stands at approximately 74 percent, which is slightly higher than the national average of 72.99 percent recorded in the same census year. This indicates a relatively educated rural population compared to the national rural average and suggests a moderate level of socio-economic development within the village. The social composition of the village also reflects a significant presence of historically disadvantaged communities, with Scheduled Castes accounting for nearly 30 percent of the total population. No Scheduled Tribe population has been recorded in the village. The relatively large share of Scheduled Castes in the population structure may play an important role in shaping electoral mobilization and political alignments at the village level. The geographical location of the village within the constituency is shown in Map 1.

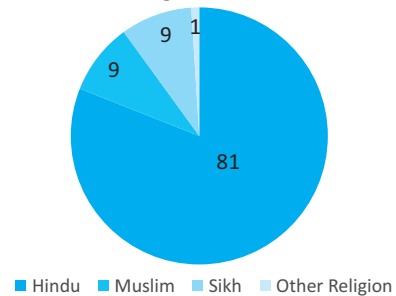
Map 1: Location map of Alakhdevi village



The religious composition of Alakhdevi village is somewhat distinctive when compared with many rural settlements in the Terai belt of Uttarakhand. Hindus constitute the majority at approximately 81 percent of the population, while Muslims and Sikhs each account for around 9 percent. Other communities together represent roughly one percent of the population. The religious composition of the village is depicted in Figure 1, indicating a multi-religious social structure. This tri-religious demographic structure introduces a degree

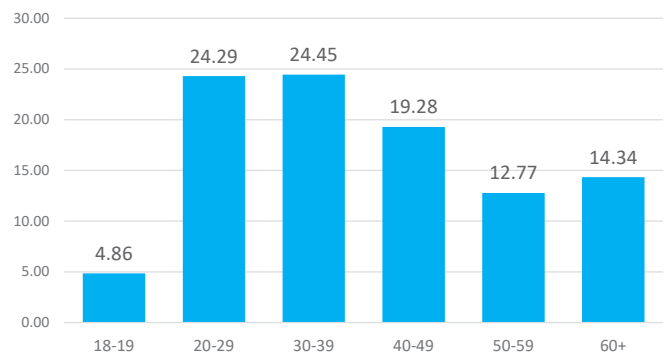
of diversity within the village social fabric and may influence local political dynamics and voting behaviour. Unlike many homogeneous villages, the presence of multiple religious communities can potentially shape political alliances, campaign strategies and patterns of voter mobilization during elections.

Figure 1: Alakhdevi: religious composition



In terms of electoral administration, the village has been served by two polling stations in recent election cycles. During the 2019 Parliamentary Election, the village fell under Polling Station 192 (Premnagar) and Polling Station 193 (Alakhdevi). In subsequent elections, the numbering of polling stations was revised and the village came under Polling Station 207 (Premnagar) and Polling Station 208 (Alakhdevi). Polling Station 208 functions as the designated polling booth located within the village itself, while Polling Station 207 caters partly to adjacent areas. As of the 2024 Parliamentary Election, the total number of registered electors in the village stood at 1,452 with 737 electors registered under PS-207 and 715 electors under PS-208. The age profile of electors is presented in Figure 2, showing the predominance of voters in the 20–39 age group.

Figure 2: Electors by age group (in %)

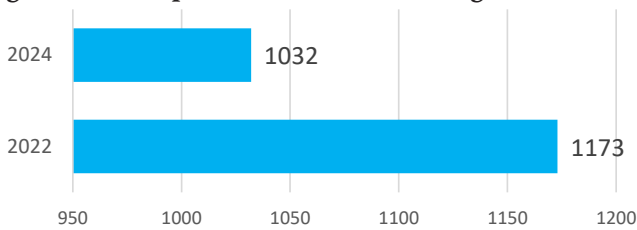


Source: Estimates from Electoral Roll-2024.

Voter participation levels in the village have remained relatively strong, reflecting a high degree of electoral engagement among residents. During the 2024 Parliamentary Election, the overall voter turnout in the village was recorded at 71.07 percent, with a total of 1,032 votes polled across the two poll-

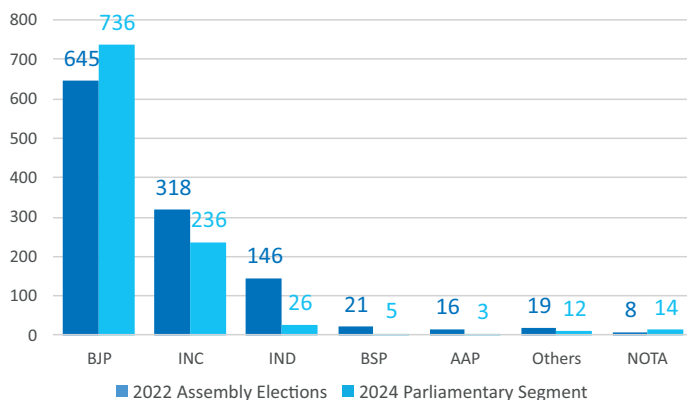
ing stations. However, a notable variation in turnout was observed between the two polling stations. Polling Station 208, the primary village polling booth, recorded a turnout of 77.06 percent, significantly higher than the 65.26 percent turnout at Polling Station 207. The total votes polled across elections are illustrated in Figure 3, highlighting variations in voter participation. This difference suggests that residents voting at the local polling station may exhibit stronger electoral participation compared to voters assigned to the adjacent station.

Figure 3: Votes polled in Alakhdevi village



The electoral results from the 2022 Uttarakhand Legislative Assembly Election indicate a strong political preference for the Bharatiya Janata Party (BJP) within the village. BJP candidate Shiv Arora secured a decisive victory, receiving a total of 645 votes at the village level, which accounted for approximately 54.99 percent of the total votes polled. This support was relatively consistent across both polling stations, with 322 votes (54.86 percent) recorded at PS-207 and 323 votes (55.12 percent) at PS-208. The Indian National Congress (INC) candidate Meena Sharma finished as the runner-up with 318 votes, representing 27.11 percent of the vote share. Independent candidate Rajkumar Thukral secured the third position with 146 votes (12.45 percent). Other parties, including the Bahujan Samaj Party (BSP) and the Aam Aadmi Party (AAP), received minimal support, each securing less than two percent of the vote. A comparative view of party-wise vote share is presented in Figure 4, showing the dominance of the BJP in recent elections. The BJP’s winning margin at the village level stood at 327 votes, equivalent to approximately 27.88 percentage points, which significantly exceeded the combined vote share of the third and fourth-placed candidates. This indicates that no substantial vote-splitting effect was present in the electoral outcome.

Figure 4: Alakhdevi village: votes share comparison



The BJP’s dominance became even more pronounced during the 2024 Parliamentary Election. BJP candidate Ajay Bhatt secured a commanding victory in the village, obtaining 736 votes or 71.32 percent of the total votes polled. This represented a significant increase compared to the party’s 54.99 percent vote share recorded during the 2022 Assembly Election. The Congress candidate Prakash Joshi secured 236 votes (22.87 percent), while the BSP candidate Akhtar Ali finished in third place with only 26 votes (2.52 percent). The winning margin expanded dramatically to 500 votes or 48.45 percentage points, nearly doubling the margin observed in the 2022 Assembly Election. Such a large margin suggests a strong consolidation of support for the BJP, possibly influenced by national political trends and the broader electoral environment.

A comparative assessment of electoral performance across recent elections reveals a clear shift in political support within the village. Between the 2017 and 2022 Assembly Elections, the BJP registered a substantial increase in votes, gaining 186 additional votes and increasing its vote share by over nine percentage points. In contrast, the Congress experienced a sharp decline, losing 162 votes and witnessing a drop of more than twenty percentage points in vote share. The BSP also experienced a modest decline in support. These trends suggest that opposition votes have remained fragmented, while the BJP has successfully consolidated its electoral base in the village.

Overall, the electoral pattern in Alakhdevi village reflects a clear trend of BJP dominance in recent elections. The party’s expanding vote share and widening victory margins indicate strong organizational presence and voter consolidation. At the same time, the decline of the Congress vote base and the limited impact of smaller parties highlight the absence of effective electoral competition. The village’s demographic structure, including a sizeable Scheduled Caste population and a multi-religious social composition, also suggests that the BJP’s support may extend across multiple social groups or may reflect effective consolidation of the majority voter base. Additionally, the relatively young voter demographic—particularly the large share of electors in the 20–39 age groups—may play a crucial role in shaping future electoral outcomes.

In conclusion, Alakhdevi village represents a micro-level electoral landscape where demographic diversity, voter participation and political consolidation interact to produce clear electoral outcomes. The village’s recent electoral trajectory indicates a strong and expanding support base for the BJP, combined with weakening opposition presence and increasing voter mobilization at the local level.

Source: Statistical Publications of Election Commission of India (ECI) and Estimates from Census 2011.

— *Indiastat Elections Research Desk*